



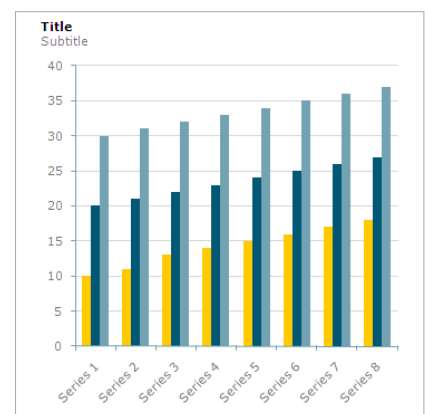
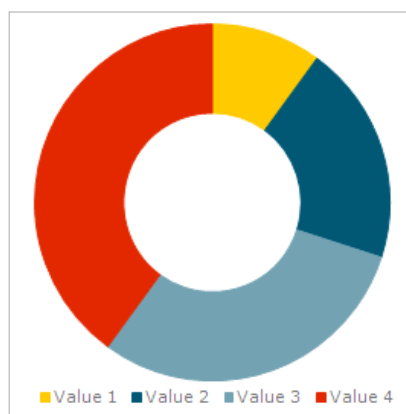
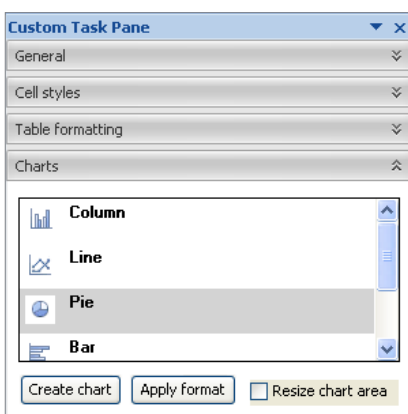
TAKE CONTROL OF YOUR GRAPH AND TABLE OUTPUT - AND SAVE TIME

ExcelEngine

Does your organisation face challenges with consistent output from Excel? Do your employees spend too much time customising graphs and tables in Excel?

ExcelEngine is a groundbreaking solution for Excel, which solves both challenges. Read more about the ExcelEngine properties that can be customised to specific needs and requirements.

ExcelEngine significantly increases your efficiency when working with Excel, and you will therefore quickly recoup your investment.



Stringency in your visual identity

The preparation of pie charts, line charts and other types of graphs that meet the company's visual identity has never been easier. Choose a table or a fragment of a sequence and click on the type of graph you want. You need not worry about whether you have selected the company's font or colour scheme.

- Everything is predefined in the solution, based on your design.

SkabelonDesign develops templates and Brand Management Tools for PowerPoint, Word, Excel and Outlook with two objectives in mind - to promote the strict application of the visual identity in an organization's communication, and streamline employees' Microsoft Office usage.

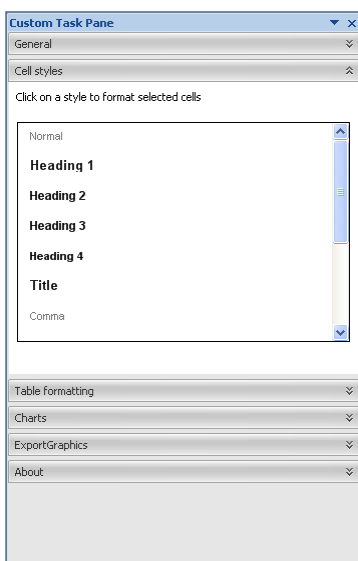
Our PresentationEngine, WordEngine, ExcelEngine, CorporateSignature and DocumentBuilder solutions are unique and user-friendly tools, which streamline your work with Microsoft Office programmes.

Do you need a tool that ensures effective and user-friendly Excel usage?
ExcelEngine is a unique tool that ensures that the organisation's visual guidelines are an integral part of working with Excel:

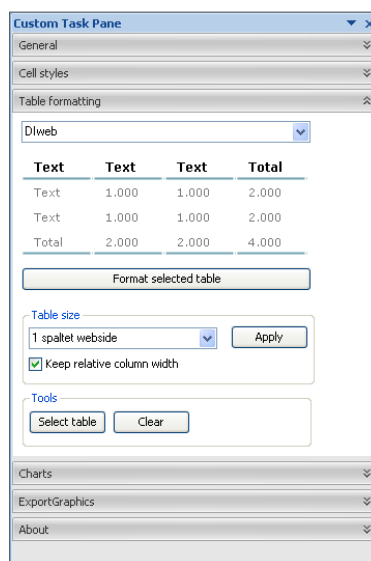
- Easy access to common standard templates across departments and product areas
- Full overview of central management of content
- Easily design professional and eye-catching Excel documents
- Figures, graphs and tables are always identical in design and setup
- Simple image editing and insertion of images and illustrations

Safeguarding your visual identity - even in Excel

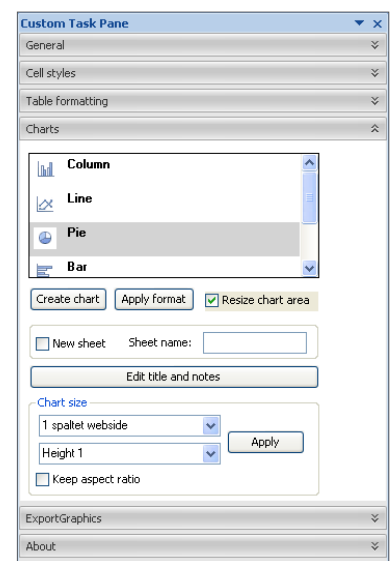
Many companies neglect to protect the implementation of their visual identity in Excel. The proper use of fonts, colours etc. in Excel are rarely considered when companies wish to define guidelines for their overall internal and external communications. With ExcelEngine, employees have a tool for making tables and graphs that adhere to the guidelines for the company's graphic expression - with a single mouse click.



Tables can be formatted by selecting a predefined table layout with defined fonts, lines, intervals etc.



Diagrams, in the form of graphs, charts and columns etc., can be formatted easily with the proper fonts, colours etc. by selecting one of the predefined styles.



Cells can be formatted with the correct font type, colour, underlining etc. by selecting one of the predefined styles.

Minimise employee time consumption

The preparation of bar or pie charts etc. can be a challenge for employees who are not experienced Excel users. If the employees must also consider the use of colours, styles and other layout, differences between the company's Excel reporting and its other communications may occur.

With ExcelEngine, employees can focus on making sure the figures are correct, rather than spending time selecting corporate colours and styles etc.

ExcelEngine's intuitive tools for formatting tables, together with a number of predefined chart types, ensures adherence to the company's visual design and ensures that your Excel communications comply with the company's other communications. Staff also save time while working with Excel.

SkabelonDesign has 480,000 users worldwide, made up of small, medium and large organisations. Our solutions are used by A. P. Moller-Maersk, Carlsberg, Coloplast, Danisco, Confederation of Danish Industry, DONG Energy, Egmont, FLSmidth, The National Danish Police, Rambøll, The Capital Region, TDC, VELUX, Vestas and 6 ministries and 8 municipalities.