

## ARE YOU KEEPING YOUR BRAND CONSISTENT ALL THE TIME?

### SD WordEngine

SD WordEngine is a unique tool for streamlining and making work with Microsoft Word documents more efficient.

#### ■ For efficiency and consistency

SD WordEngine makes using Word more efficient for all employees and ensures a consistent look and feel throughout the company's internal and external correspondence.

#### ■ Keeping it simple

SD WordEngine offers a user-friendly interface in Word that makes it easy for the user to undertake complicated tasks with just a few clicks.

#### ■ Save time

SD WordEngine makes using Word more efficient, which in turn enables staff to use their time more efficiently on productivity and creativity, for the benefit of your organisation.

#### ■ Management and updates

With SD WordEngine, full control of the organisation's visual identity in Word stays with those who are responsible for communication. All updates are handled centrally without any further involvement from the IT-department

#### ■ All kinds of Word templates

SD WordEngine handles all kinds of templates. For example: letters, faxes, memos, minutes, reports, newsletters, file spines, labels and many others.

#### ■ Handling different user profiles

SD WordEngine enables you to write on behalf of others via alternative user profiles and administrate different sender/receiver addresses from Outlook's address book.

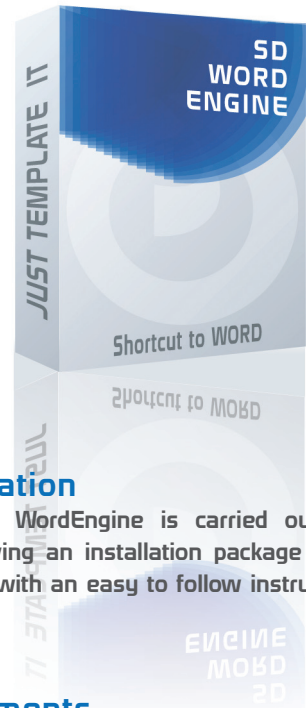
#### ■ Simple language management

SD WordEngine can easily translate bookmarks and standard content to the languages used within the organisation and provides the possibility to change between several languages if required..

#### ■ Improved bottom line

Using Word is made more efficient with SD WordEngine. At the same time, use of the organisation's brand is made consistent, staff can use Word as a marketing channel to a greater degree - and you can see the result on the bottom line.

Different organisations have different requirements concerning Word documents, which is something we have accounted for in SD WordEngine for Microsoft Word. SD WordEngine is an add-in tool that is integrated in Word and is visible to the user as a menu option within Word. It is through this menu option that a template is started and extra features are accessed – configured completely according to the organisation’s requirements.



### SD WordEngine advantages:

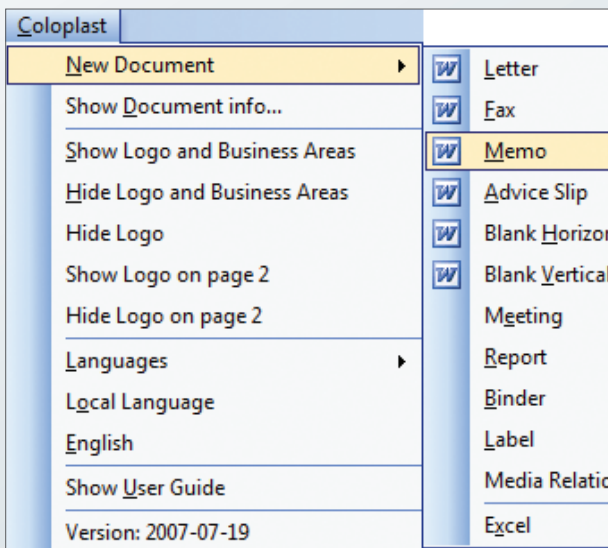
- One-click-access to brand approved Word templates
- Effortless and fast creation of complex documents
- Consistent internal and external brand communication
- Integrated brand management in Word
- Strong integration of corporate brand values with all employees
- Substantial productivity gains in the organisation
- Intuitive interface and user-friendliness
- Low set-up costs and fast return on investment

### Fast implementation

Implementation of SD WordEngine is carried out by the organisation receiving an installation package from SkabelonDesign along with an easy to follow instruction sheet.

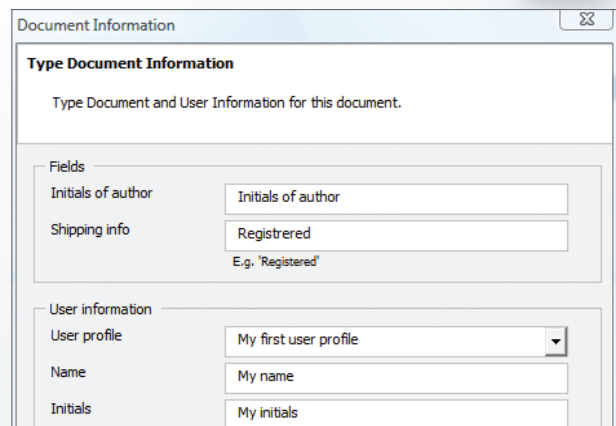
### System requirements

SD WordEngine is developed in Microsoft Office by SkabelonDesign. Your company must use Microsoft Office (Word) 2000 or newer. SD WordEngine is client-based and developed for Windows-based computers (Windows 2000 or newer).



SD WordEngine is an integrated tool, placed visually in the menu bar in Word.

### Type document information



An example of the dialogue box in SD WordEngine.

## A solid partner to Microsoft Office

SkabelonDesign is constantly improving its competence within Microsoft technologies with focus on the implementation, utilisation and maintenance of visual identity. We create templates and develop software for PowerPoint, Word, Excel and Outlook.

For further information and references please visit our website at [WWW.SKABELONDESIGN.COM](http://WWW.SKABELONDESIGN.COM)



REFSHALEVEJ 147, 3. DK-1432 COPENHAGEN +45 7020 7247 WWW.SKABELONDESIGN.DK

LONDON

MADRID

LYON

ATLANTA

WWW.SKABELONDESIGN.COM